

Peter Frampton - Do You Feel Like We Do Live

Tom: **A**

Do You Feel Like We Do (Live)
Transcribed by

I have previous posted this tab on this site in its full first guitar version. This tab makes some improvements and adds the second guitar arranged to fill the keyboard parts (intro harmonies and such). Enjoy. Comments welcome.

Do You Feel Like We Do (Live)
Transcribed by
Intro: First Guitar (Light Distortion)

Bassline starts **A C D**

First Guitar
[Dm]
|-----1-----|
|-5---6-5-----|
|-3---3-----|
|---5---5h7p5---4--2---5\4---2---2---5\4---2---|
|-2---2-----|
|-----3-----3-2---3-----3-|
-2-0-0---0-----

Second Guitar (slight distortion)
[Dm]
-8--10-----
-5-----
---10--13-10h13p10-----
-6-6---6-6---
-----12-10---13\12-10-----10---13\12-10-----
-7-5-7---5-5---7-
-----12-----12-10---12-----12-10---
-0---0-0-0-0---0-

First Guitar
-8--10-----10---
---10--13-10-----10-
-13--10-----
-----12~10---13\12-10-----10---13\12-10---10-12---12-
-10h12p10--10-9-----
-----12-----12-10---12-----12-----
-----12--12-10-

Second Guitar [Dm]
-----1-----

-5-6-5-----3-----

---5---5-4---2---5\4---2---2---5\4---2---2---2---

-----3-----3-2---3-----3---0-----

First Guitar [Dm]
-8--10-----
---10--12-10-----3-3-
-3--3-

|-----12~10---13\12-10-----10---13\12-10-----2-2-|
|-2-2-|
|-----12-----12-10---12-----12-10-0-0-0-0-|
-0-0-

Second Guitar [Dm]
-----1-1-
-1-1-
-5-6-----3-3-
-3-3-
---5-7---5-4---2---5\4---2---2---5\4---2---2---2-
-2-2-
-----3-----3-2---3-----3-2-0-0-0-0-
-0-0-

Bassline changes to **C Eb F**
First Guitar(with Leslie(rotating)speaker effect)(simulate with chorus effect)

|-----8-|
|-8---10-8-|
|---10---10-8~6---9\8-6---6---9\8-6---6-8/10-|
|-----8-8-6---8-8-|
| Second Guitar
[Fm] [Eb][Fm] [Eb][Fm] [Eb][Fm]
|-9-----8-9-----8-9-----8-9-----|
|-10-----8-10-----8-10-----8-10-----|
|-10-----8-10-----8-10-----8-10-----|
|-8-----6-8-----6-8-----6-8-----|

First Guitar
-11---13-----
---13---16-13-----

-----15~13---16\15-13-----13---16\15-13-----
-15/17--17/19--
-----15-----15-13~15-----15-13-----

Second Guitar
[Fm] [Eb][Fm] [Eb][Fm] [Eb]
[Fm] [G]
|-9-----9-----9-----|
|-9---12---|
|-10---10-8---8-10-----8-10-----8-|
|-10---12---|
|-10---10-8-10---9\8-6---8-10---9\8-6---8-|
|-10---12---|
|-8-----6-8-----8-6-8-----8-6-|
-8---10---

Verse 1 (Both Guitars)(1st Guitar Heavier Distortion)
(Bassline fills on turn and walks **A C Db** to chorus)
[A] [E] [A] [A] [E]

Chorus 1 (Bassline walks **D E** to F, same as guitar bassline on F, **A Bb B** to C, **G A C** to D, **A C** back to D)
[D] [F] [C] [G] [D] [A] [D] [F]
[C] [G] [D]

feel you'd li-ke, good time, were gon-na ha-ve a go-od time, outro section)
good time, good time

good time, good time, good time

[F]

[D]

Whoa(Voice and Talk box)

[C]

[D]

[F]

[C]

[D]

both guitars:[D]

[D]

[D]

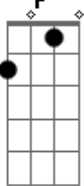
Outro (both guitars)(Talk Box Off)(Distorted with Leslie and echo and reverb) Final outro (slowing tempo)(2nd guitar plays chords)bassline plays with second guitar

[D] [FMAJ7] [C] [D] [D] [FMAJ7] [C] [D] [C][A][G][F] [F][F#][G] [F#][G](2nd gtr stops on [G] til final [D])

Guitar Lead 3(Second Guitar plays [D][F][C] chords until final 1st Guitar free time until final [D])

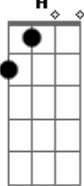
Acordes

F



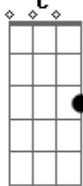
ukulele-chords.com

A



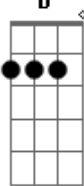
ukulele-chords.com

C



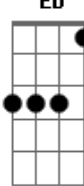
ukulele-chords.com

D




ukulele-chords.com

Eb



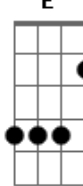
ukulele-chords.com

Db



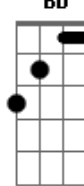
ukulele-chords.com

E



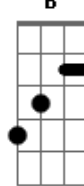
ukulele-chords.com

Bb



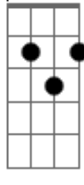
ukulele-chords.com

B



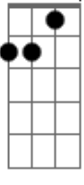
ukulele-chords.com

G



ukulele-chords.com

Dm



ukulele-chords.com