

Radiohead - Glass Eyes

tom:

Intro: **Bm** **Em** **G** **A** **G**

Bm
Hey it's me
I just got off the train
A frightening place

Em
Their faces are concrete grey
And I'm wondering, should I turn around?
Buy another ticket

G
Panic is coming on strong
So cold, from the inside out
No great job, no message coming in

A
And you're so small

G
Glassy eyed light of day

Bm
Glassy eyed light of day

(**Am** **Em** **D** **C**)

Am
The path trails off
And heads down a mountain

Em **D**
Through the dry bush, I don't know where it leads

C
I don't really care

Am
And the path trails off
And heads down a mountain

Em **D**
Through the dry bush, I don't know where it leads

C
I don't really care

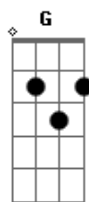
(**Bb** **Bm** **D** **G**)

Bm **D** **G**
I feel this love to the core

Bm **D** **G**
I feel this love to the core

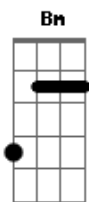
Acordes

G



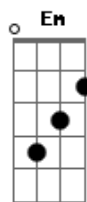
ukulele-chords.com

Bm



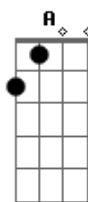
ukulele-chords.com

Em



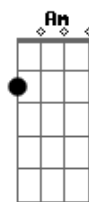
ukulele-chords.com

A



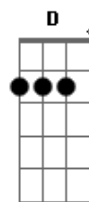
ukulele-chords.com

Am



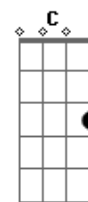
ukulele-chords.com

D



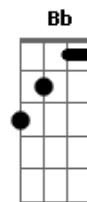
ukulele-chords.com

C



ukulele-chords.com

Bb



ukulele-chords.com