

Red Hot Chili Peppers - Falling Into Grace

Tom: E
Intro: , talk-box

verse, with talk-box

fill, start second verse with this

chorus, clean

1.,2.,3. endings 4. ending

guitar solo, with dist. & chorus

there's an acoustic guitar playing some chords behind the solo...
and those chords are B7 and C7. the strumming rhythm is quite

easy, kind of indianish :)
and on the last bar the acoustic guitar plays D, Db, C notes from 5th fret.

```

interlude, with talk-box
harm.-1½
|-----|-----|-----| |
|---|---|---|---|
|-----|-----|-----|-----|
|-----|
|-----|-----|-----|-----|
|-----|
|-----|-----|-----|-----|-----5-
-/---|
|-----|-----3-b-----|-----/-
--|
|-2-----0-2-|-2-----0-2-|-----
---|

```

that's it. not difficult at all.
all you need is talk-box effect, which is kind of shitty.
well, otherwise it's a cool song to play.
and that cool chord in the chorus is called Em7.
thanks.

Acordes

E




Diagram of the E major chord on a 4-string ukulele. The strings are numbered 1 to 4 from right to left. Frets are numbered 1 to 4 from bottom to top. The chord is formed by pressing the 1st fret of the 1st string, the 2nd fret of the 2nd string, the 2nd fret of the 3rd string, and the 2nd fret of the 4th string.

© ukelele-chords.com

B7




Diagram of the B7 major chord on a 4-string ukulele. The strings are numbered 1 to 4 from right to left. Frets are numbered 1 to 4 from bottom to top. The chord is formed by pressing the 2nd fret of the 1st string, the 3rd fret of the 2nd string, the 3rd fret of the 3rd string, and the 3rd fret of the 4th string.

© ukelele-chords.com

C




Diagram of the C major chord on a 4-string ukulele. The strings are numbered 1 to 4 from right to left. Frets are numbered 1 to 4 from bottom to top. The chord is formed by pressing the 3rd fret of the 1st string, the 2nd fret of the 2nd string, the 2nd fret of the 3rd string, and the 3rd fret of the 4th string.

© ukelele-chords.com