

R.E.M. - Sitting Still

#

SITTING STILL (Bass Tab)

From: Christopher Gantner
Intro: duction and "I can hear you"

Note the "."'s are on the tab to separate notes. They have no value in counting time. Each - is a quarter beat.

G|-----
 D|-----
 -9.9.9.9.9.9.9-
 A|-----
 E|-----
 -

G|-----
D|-----
A|-----
E|-----

Towards the end of the song there will be a line where the 9's on the **D** string will not be played. Insted just play the 9's on the **A** string like the first part of the riff.

Verse

G | -----
D | -----

A|7.7.7.7.7.7.7.7.7.7.7.7.7.7.
E|

End the verse with this riff after the pull-off

A		-	-	-	7.9	-
E		7H9	-	-	-	-

"Up to buy..."

G|
D|
A|-----9-9-----
E|-----

on the second time through insted of doing the 9th fret on the A string
just play a single 9 on the D string as a transition




Close

G		-----	
D		-----	X2
A		-----	
E		-----	

G	-----
D	-----
A	
E	-----

This tab is close to the real song. Listen to the song carefully for the rhythem.

Acordes

G   **D**  **A**

© ukulele-chords.com