

Saint Motel - Puzzle Pieces

tom:

Intro: F Gm F

[Primeira Parte]

I g-g-g-g-gotta say honestly F

When you look me it's like a gun goes off deep inside of me Gm

I can hardly move I can barely breathe near your features Bb Bb F

The t-t-t-t-t-trouble is it's just so obvious F

I still see all the lines of surgery remnants Gm

Where you cut away, left your flaws behind in the ether Bb Bb F

[Refrão]

Face of puzzle pieces! F

That don't fit together Gm

Puzzle pieces F

That don't fit together Gm

It's never right but you just can't move on Am Bb

You can't decide take away or put on C Dm

Your design but you won't stop working Am Bb

A masterpiece in the flesh C Dm

It's your puzzle! F

It's your puzzle! It's yours F

(F Gm)

[Segunda Parte]

The d-d-d-d-d-Doctor's hands carry out the plans F

To take you all apart and put you back again Gm

Your face is canvas and your own body serves as the easel Bb Bb F

It's just (it's just) it's just so hard to quit when F

You're just a junkie craving one more plastic fix Gm

Keep you up to date with the all the latest trends of the seasons Bb Bb F

[Refrão]

Face of puzzle pieces! F

That don't fit together Gm

Puzzle pieces F

That don't fit together Gm

It's never right but you just can't move on Am Bb

You can't decide take away or put on C D

Your design but you won't stop working Am Bb

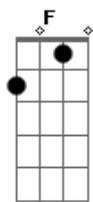
A masterpiece in the flesh C Dm

It's your puzzle! F

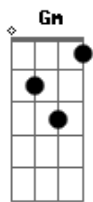
It's your puzzle! It's yours F

[Final] F Gm

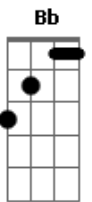
Acordes



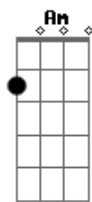
© ukulele-chords.com



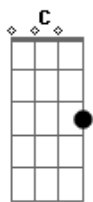
© ukulele-chords.com



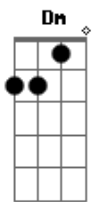
© ukulele-chords.com



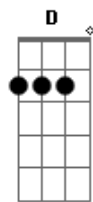
© ukulele-chords.com



© ukulele-chords.com



© ukulele-chords.com



© ukulele-chords.com