

# Selena - Dreaming of You

Tom: **Ab**

(com acordes na forma de **G** )  
 Capotraste na 1ª casa  
 -capo on first fret-  
 Intro: **G C F** (repeat)

first, second, and third verses:

**G C F C D**  
 1. late at night when all the ...  
 2. wonder if you ..  
 3. i just wanna ...

**G C F G**  
 1. i stay up and ...  
 2. wonder if you ...  
 3. all i have are ...

**Em Bm Em Bm**  
 1. and i wish on a star ...  
 2. if you looked in my eyes ...  
 3. so i wait for the day and ...

**D G C D**  
 1. thinking ...  
 2. would you ...  
 3. how much i love ...

first chorus:

**G C D G**  
 cause i'm dream-ing ...

**Em Gbm dim5 G**  
 til to-morrow i'll be ...

**Em A D G C**  
 and there's nowhere in the ...

**Am G C D7sus4 G F**  
 than here in my room, ...

second chorus:

**G C D G**  
 i'll be dream-ing of ...

**Em Gbm dim5 G**  
 til to-morrow i'll be ...

**Em A D G C**  
 and there's nowhere in the ...

**Am G C D7sus4 G**  
 than here in my room, ...

bridge:

**Dm F G**  
 hah-ah, (corazon)

**Dm C D G**

i can't stop dreaming of ...

**Dm F G**  
 i can't stop dream-ing...

**Dm C D G** n.c.  
 i can't stop ...

-capo on third fret-

forth verse:

**Gmaj9 Am**  
 4. late at night when ...

**Gmaj9 Am G**  
 4. i stay up and ...

**Em Bm Em Bm**  
 4. and i still can't be-lieve ...

**D G C D**  
 4. and said "I love ...

final chorus:

**G C D G**  
 now i'm dream-ing ...

**Em Gbm dim5 G**  
 til to-morrow and ...

**Em A D G C**  
 and there's nowhere in ...

**Am G C D7sus9**  
 than here in my room ...

-repeat ad. lib and fade-

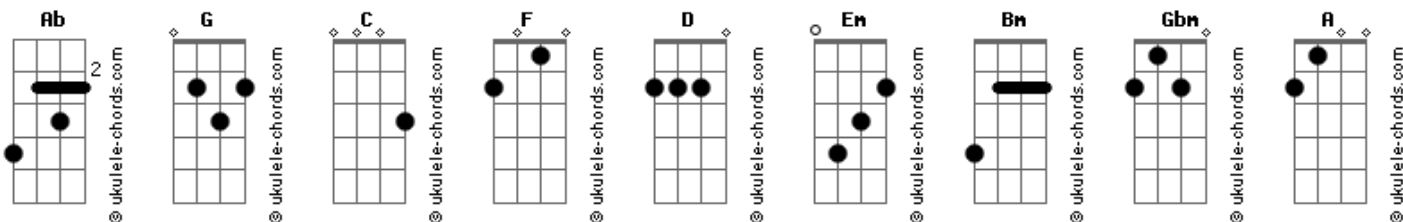
chord formations:

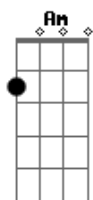
<b>G</b>	-20002	<b>Em</b>	020000	<b>A</b>	-02220
<b>C</b>	-32000	<b>Bm</b>	-24232	<b>Am</b>	-02010
<b>F</b>	-03210	<b>C</b>	-32030	<b>D7sus4</b>	-00031
<b>C</b>	-32010	<b>Gbm dim5</b>	-04210	<b>Dm</b>	000211
<b>D</b>	-00232	<b>Em</b>	022000	<b>Gmaj9</b>	200002
<b>G</b>	320003				

notes:

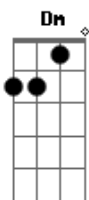
this song begins in the key of **Ab** (**Ab**) and changes to the key of **Bb** (**Bb**) after the bridge. on the guitar, the whole song is played in the key of **G**, with a capo on the first fret before the end of the bridge and on the third fret afterwards. if you don't have a capo, here's your motivation to get one. if you're still not motivated, you can just play without it and it won't sound much different. also note that the **Dm** chord here may just be an **F**, whichever you prefer. hit me up with your questions, comments, or requests.

## Acordes

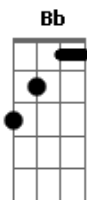




© ukulele-chords.com



© ukulele-chords.com



© ukulele-chords.com