

Shawn Mendes - Stitches

Tom: Db

(com acordes na forma de Capostrate na 1ª casa C)

[intro]

[verso 1] (mesma coisa da intro)

Am7 G C F
I thought that I've been hurt before
Am7 G C F
But no one's ever left me quite this sore
Am7 G C F
Your words cut deeper than a knife
Am7 G C F
Now I need someone to breathe me back to life

[pré-refrão] (tocar do mesmo jeito, só mudando as notas)

F G
Got a feeling that I'm going under
Am7 G
But I know that I'll make it out alive
F G
If I quit calling you my lover
Am7 G
Move on

[refrão]

Am G
You watch me bleed until I can't breathe
C F
I'm shaking, falling onto my knees
Am G
And now that I'm without your kisses
F C G
I'll be needing stitches
Am G
I'm tripping over myself,
C F
I'm aching begging you to come help
Am G
And now that I'm without your kisses
F C G
I'll be needing stitches

[verso 2]

Am7 G C F
Just like a moth drawn to a flame
Am7 G C F
Oh, you lured me in, I couldn't sense the pain
Am7 G C F
Your bitter heart cold to the touch
Am7 G
Now I'm gonna reap what I sow
C F
I'm left seeing red on my own

[pré-refrão]

F G
Got a feeling that I'm going under
Am G
But I know that I'll make it out alive
F G
If I quit calling you my lover
Am G
Move on

[refrão]

Am G
You watch me bleed until I can't breathe
C F

I'm shaking, falling onto my knees
Am G
And now that I'm without your kisses
F C G
I'll be needing stitches
Am G
I'm tripping over myself,
C F
I'm aching begging you to come help
Am G
And now that I'm without your kisses
F C G
I'll be needing stitches

Am G C F (2x)

[Bridge]

Am
Needle and the thread,
G
Gotta get you out of my head
C
Needle and the thread,
F
Gonna wind up dead

Am
Needle and the thread,
G
Gotta get you out of my head
C
Needle and the thread,
F
Gonna wind up dead

Am
Needle and the thread,
G
Gotta get you out of my head
C
Needle and the thread,
F
Gonna wind up dead

Am
Needle and the thread,
G
Gotta get you out of my head
Am G
Get you out of my head

[refrão]

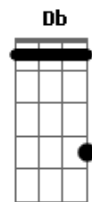
Am G
You watch me bleed until I can't breathe
C F
I'm shaking, falling onto my knees
Am G
And now that I'm without your kisses
F C G
I'll be needing stitches
Am G
I'm tripping over myself,
C F
I'm aching begging you to come help

[final]

Am G
And now that I'm without your kisses
F C G
I'll be needing stitches
Am G
I'm without your kisses
F C G
I'll be needing stitches
Am G
I'm without your kisses
I'll be needing stitches

Acordes


Db



© ukulele-chords.com

Detailed description: A 4-string ukulele fretboard diagram for the Db (D-flat) chord. The strings are numbered 1 to 4 from right to left. Fingers are placed on the 1st fret of strings 1, 2, and 3. The 4th string is muted, indicated by a thick black bar across the top of the fretboard.

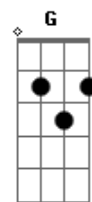
A^b7



© ukulele-chords.com

Detailed description: A 4-string ukulele fretboard diagram for the Ab7 (A-flat 7) chord. The strings are numbered 1 to 4 from right to left. Fingers are placed on the 1st fret of strings 1, 2, and 3. The 4th string is muted, indicated by a thick black bar across the top of the fretboard.

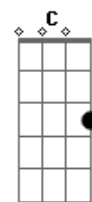
G



© ukulele-chords.com

Detailed description: A 4-string ukulele fretboard diagram for the G chord. The strings are numbered 1 to 4 from right to left. Fingers are placed on the 3rd fret of strings 1 and 2, and the 2nd fret of string 3. The 4th string is muted, indicated by a thick black bar across the top of the fretboard.

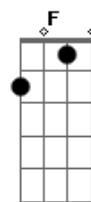
C



© ukulele-chords.com

Detailed description: A 4-string ukulele fretboard diagram for the C chord. The strings are numbered 1 to 4 from right to left. Fingers are placed on the 3rd fret of strings 1 and 2, and the 2nd fret of string 3. The 4th string is muted, indicated by a thick black bar across the top of the fretboard.

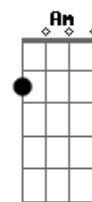
F



© ukulele-chords.com

Detailed description: A 4-string ukulele fretboard diagram for the F chord. The strings are numbered 1 to 4 from right to left. Fingers are placed on the 1st fret of string 1, the 2nd fret of string 2, and the 3rd fret of string 3. The 4th string is muted, indicated by a thick black bar across the top of the fretboard.

A^b



© ukulele-chords.com

Detailed description: A 4-string ukulele fretboard diagram for the Ab (A-flat) chord. The strings are numbered 1 to 4 from right to left. Fingers are placed on the 1st fret of strings 1 and 2, and the 2nd fret of string 3. The 4th string is muted, indicated by a thick black bar across the top of the fretboard.