

Simon & Garfunkel - For Emily

Tom: **F**

(com acordes na forma de **D**)
Capostrate na 3ª casa

From: Erik_J._**D**

FOR EMILY, WHEREVER I MAY FIND **D** HER
PAUL SIMON

Transcribed by: Erik_**D**

Here's the way I've been playing it -- not an exact lift, but gets the feel of the song, sounds amazing, and is surprisingly simple to play. It is fingerpicked (somewhat hard to play with a flatpick, but possible if your country claw has an even bass-treble volume ratio, and uses both the middle and index to work the top strings. I personally think it sounds better with fingerpicks or even bare fingers).

I play it on Capo III

THE **C** HORDS:

D: xx0235
G: xx0033
D: 200232
G: xx0033
C: x32000
A: x02220

THE **PICKING** PATTERN:

Where **B** is the lowest bass note, as indicated in the above chord charts.
indicates that the 3 and the 1 are plucked simultaneously.
As you may have guessed, all of the above strings get 1/8 note.

This pattern is consistent throughout the song
Intro: Intro:/

(**D**) What a dream I had, (**G**) pressed in (Fig 1) organdy
(**D**) Clothed in crinoline (C) of smokey burgandy

(**G**) Softer than the (**A**) rain

I wanderd empty streets, down past the shop display
I heard cathedral bells, tripping down the alley-way
As I walked on

And when you ran to me, your checks flushed with the night
We walked on frosted fields of juniper and lamplight
I held your hand

(instrumental)

And when I awoke and felt your warm and near
I kissed your honey hair, with my grateful tears
Oh I love you girl

(C) Oh (**G**) how I love you (**A**) girl

THE **FIGURES**:
Each dash represents 1/16th note. I have tried to be exact in this to make it easier.

s - strum
r - strum, with a slight ritard (normally notated by a wavy down arrow next to the chord)
p - pluck

Fig 1:

p--> s

Instrumental:

p s -->
p s-->

p--> p p s p s-->

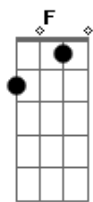
r p-->

instr:

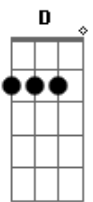
There it is. Enjoy.

-- e

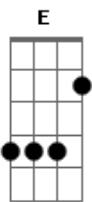
Acordes



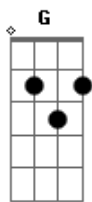
© ukulele-chords.com



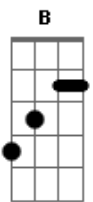
© ukulele-chords.com



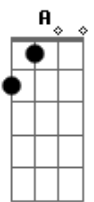
© ukulele-chords.com



© ukulele-chords.com



© ukulele-chords.com



© ukulele-chords.com