

Simon & Garfunkel - So Long Frank Lloyd Wright

Tom: **E**

From: Rich Kent

This is a beautiful song played on a classical guitar, Paul Simon fingerpicks throughout.
This is not really in his usual style it has a rhumba feel in 4/4
Note that halfway through the tune he takes off his capo and plays it open...
I hope you enjoy it, it sure took long enough to tab out..
Notes and lyrics are at the end....

=====

Word and music by Paul Simon
Tabbed by Rich Kent from the album Bridge Over Troubled Water

Capo I

4/4

D7	E	Bdim	E7	C7
Frank	Lloyd	So	long	
Em C7M	B7	Em	G	
Wright	I can't believe..	is gone so soon		
Am		(G)		
	I	barely learned the tune	so soon	
F7M	F	B7	E	
Bdim	C7	D7	Em	B7
All of the nights	Frank	Lloyd Wright		
Em G	C7			
harmonize till dawn			I	
never laughed so	G?	Am	Ab	G
long	so long		so long	
G7	Am7	G?	C7	
go and never...	Architects may come and Architects may			
G? C7	Gm7	Fm7 Cm7	Bm7	
stop awhile and	When	I	run	dry
			I	
	Instrumental I (see notes)			
-----	-----			
----Sustain C7----	-----			
----for a beat----	-----			
-----	-----			

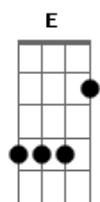
-----	-----		
-----	-----		
G7	Am7	G?	C7
Architects may come and Architects may go and never...			
Then comes Instrumental II for 4 bars (see notes)			
Capo 0			

E	Bdim	E7	C7 D7
So	long		Frank Lloyd
Em C7M	B7	Em	G
Wright			
dawn...	All of the nights we'd harmonize till		
hammer/pulloff	(C)	(G)	
Am	Ab		
I	never laughed so long		So long
Ab	G		Ab A
	So long		
G	G	G7	G C
Verse1			
So long Frank Lloyd Wright			
I can't believe your song is gone so soon			
I barely learned the tune so soon			
So soon			
Verse2			
I'll remember Frank Lloyd Wright			
All of the nights we'd harmonize till dawn			
I never laughed so long			
So long, So long			
Chorus			
Architects may come and architects may go			
and never change your point of view			
When I run dry I stop a while and think of you			
(then first two lines of chorus and verse2)			
Notes:			
Instrumental I			

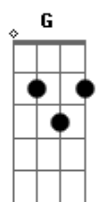
Paul Simon plays underneath the flute from the beginning up to the first Ab,			
then he skips somewhere and I'm not sure where, you'll have to work it out			
yourself...			
Instrumental II			

He plays from the Gm7 to C7 (marked by stars)			
Rich Kent; email ; http://~d213ga			

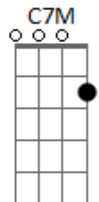
Acordes



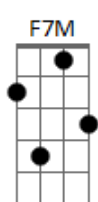
© ukulele-chords.com



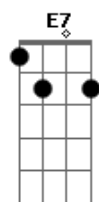
© ukulele-chords.com



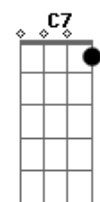
© ukulele-chords.com



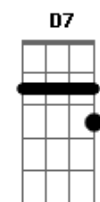
© ukulele-chords.com



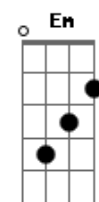
© ukulele-chords.com



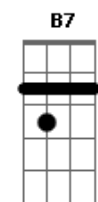
© ukulele-chords.com



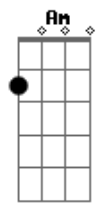
© ukulele-chords.com



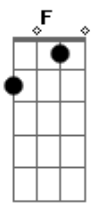
© ukulele-chords.com



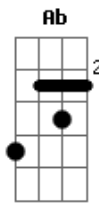
© ukulele-chords.com



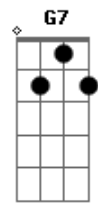
© ukulele-chords.com



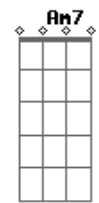
© ukulele-chords.com



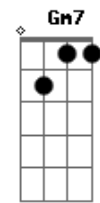
© ukulele-chords.com



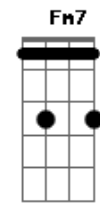
© ukulele-chords.com



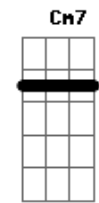
© ukulele-chords.com



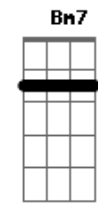
© ukulele-chords.com



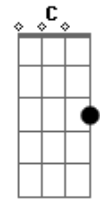
© ukulele-chords.com



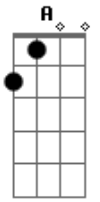
© ukulele-chords.com



© ukulele-chords.com



© ukulele-chords.com



© ukulele-chords.com