

# Sir Sly - High

tom:  
Dm

[Primeira Parte]

D Bb  
I?ve been smoking on the peace pipe  
G F  
I?ve been wondering just  
C  
What would peace be like  
D Bb  
I?ve been staring into headlights  
G F C  
Swallow me whole, finding my peace of mind  
D Bb  
I?m just trying to seize the moment  
G F  
Trying to love the little things  
C  
Even if they?re hard to love  
D Bb  
A monument to love unspoken  
G F C  
Carved into stone ?Unwilling to come undone?

[Refrão]

D Bb  
It feels good to be running from the devil  
G F C  
Another breath and I?m up another level  
D Bb  
It feels good to be up above the clouds  
G F  
It feels good for the first time  
C  
In a long time now  
( D Bb G F C )  
( D Bb G F C )

[Segunda Parte]

D Bb  
I remember back in Oakland  
G F  
I was lying there in rapture  
C  
On the bathroom floor  
D Bb  
Moving hotel to hotel  
G  
Out on the road  
F C  
No idea really what?s in store  
D Bb  
Light it up just like a flashlight  
G  
Let it shine  
F C  
Let it rise just like a foreign sun  
D Bb  
Turn it over and it?s capsized  
G  
It?s finally done  
F C  
The battle's lost yet I feel I?ve won

[Refrão]

D Bb  
It feels good to be running from the devil  
G F C  
Another breath and I?m up another level  
D Bb

It feels good to be up above the clouds  
G F  
It feels good for the first time  
C  
In a long time now

( D Bb )

[Ponte]

G F  
It feels good for the first time  
C  
In a long time now

( D Bb )

G F C  
It feels good to be me

[Refrão]

D Bb  
I?m high, staring at the ceiling  
G F C  
Sending my love, what a wonderful feeling  
D Bb  
What comes next, I see a light  
G F C  
I?m along for the ride as I?m taking flight

D Bb  
I?m high, staring at the ceiling  
G F C  
Sending my love, what a wonderful feeling  
D Bb  
What comes next, I see a light  
G F C  
I?m along for the ride as I?m taking flight

[Refrão]

D Bb  
It feels good to be running from the devil  
G F C  
Another breath and I?m up another level  
D Bb  
It feels good to be up above the clouds

It feels good for the first time

In a long time now

[Ponte]

( D Bb )

G F  
It feels good for the first time  
C  
In a long time to be me

( D Bb )

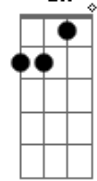
G F  
It feels good for the first time  
C  
In a while I?m free

[Refrão]

D Bb  
I?m high, staring at the ceiling  
G F C  
Sending my love, what a wonderful feeling  
D Bb  
What comes next, I see a light  
G F C  
I?m along for the ride as I?m taking flight

Acordes

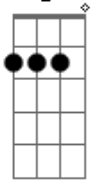
Dm



© ukulele-chords.com

Detailed description: A 4-string ukulele fretboard diagram for the Dm chord. The strings are numbered 1 to 4 from top to bottom. Fingers are placed on the 2nd fret of the 1st string, the 1st fret of the 2nd string, and the 2nd fret of the 3rd string. The 4th string is open.

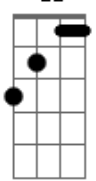
D



© ukulele-chords.com

Detailed description: A 4-string ukulele fretboard diagram for the D chord. The strings are numbered 1 to 4 from top to bottom. Fingers are placed on the 2nd fret of the 1st string, the 1st fret of the 2nd string, and the 1st fret of the 3rd string. The 4th string is open.

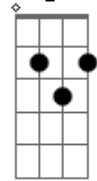
Bb



© ukulele-chords.com

Detailed description: A 4-string ukulele fretboard diagram for the Bb chord. The strings are numbered 1 to 4 from top to bottom. Fingers are placed on the 4th fret of the 1st string, the 3rd fret of the 2nd string, and the 2nd fret of the 3rd string. The 4th string is open.

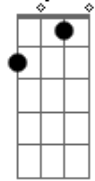
G



© ukulele-chords.com

Detailed description: A 4-string ukulele fretboard diagram for the G chord. The strings are numbered 1 to 4 from top to bottom. Fingers are placed on the 3rd fret of the 1st string, the 2nd fret of the 2nd string, and the 3rd fret of the 4th string. The 3rd string is open.

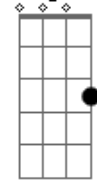
F



© ukulele-chords.com

Detailed description: A 4-string ukulele fretboard diagram for the F chord. The strings are numbered 1 to 4 from top to bottom. Fingers are placed on the 1st fret of the 1st string and the 2nd fret of the 4th string. The 2nd and 3rd strings are open.

C



© ukulele-chords.com

Detailed description: A 4-string ukulele fretboard diagram for the C chord. The strings are numbered 1 to 4 from top to bottom. The 1st, 2nd, and 3rd strings are open. The 4th string has a finger on the 1st fret.