

Sixpence None The Richer - Kiss Me Acoustic

Tom: **Eb**

(com acordes na forma de **C**)
Capostrate na 3ª casa

Tabbed by: Reynaldo R. Ramos
e-mail:
Tuning: Standard tuning (capo on 3rd fret)
All chords are relative to capo
Date: August 15, 2004

Note: Both guitars 1 & 2 have capo on 3rd fret,
Use a hard pick for great sound performance.

Guitar 1 à Fully strumming pattern except on the plucking
pattern in the bridge part only.

Guitar 2 à just follows what's on the tab

Chord Chart to be used (for guitar 1 only)

C **CM7** **C7** **F** **Dm** **G** **C** **Am7**
G **G2** **FM7sus2** **G**

Intro: (Guitar 1 only)

Verse 1:
Guitar 1: (strumming pattern) see the chords in the guitar 2
tab

And follow the chords pattern in the chord chart
above.

Guitar 2:

C Kiss me out of the bearded barley
CM7
C7 Nightly besides the green, green grass
CM7
C Swing, swing swing the spinning step
CM7
C7 You wear those shoes and I will wear that dress
F

Refrain:

Note: For guitar 1 use chord in the chord chart above
For guitar 2 use the chord chart below and use a
strumming pattern.

Dm **G** **C** **Am7**
Oh, kiss me beneath the milky twilight
Dm **G** **C** **C7** **Dm**
Lead me out on the moonlit floor
G

Lift up your open hand
C **G** **Am7**
Strike up the band and make the fireflies dance
G2 **F** **FM7sus2** **G** Gpause
Silver moon's sparkling So Kiss me

Chord chart for guitar 2 (for refrain)

Dm **G** **C** **Am7** **Dm**
G **C** **C7** **Dm** **G**
C **G** **Am7** **G2** **F**
FM7sus2 **G** Gpause

Interlude:

Guitar 1: (strumming pattern) see chords in the guitar 2 tab

Guitar 2:

C **CM7**
C7 **CM7**
CM7pause

Verse 2:

Guitar 1: (strumming pattern) see the chords in the guitar 2
tab

And follow the chords pattern in the chord chart
above.

Guitar 2:

C Kiss me down by the broken tree house
CM7
C7 Swing me upon its hanging tire
CM7
C Bring, bring, bring your flowered hat
CM7
C7 We'll take the trail marked on your father's map
F

Repeat Refrain:

Bridge:

Guitar 1: (mild/soft strumming) see chords on the guitar 2 tab

Guitar 2:

C **CM7** **C7**
CM7 **C** **CM7**
C7 **CM7** **CM7**pause

ADLIB:

Guitar 1: strumming pattern (see chords in the guitar 2 tab)

Guitar 2:

Dm **G** **C**
Am7 **Dm** **G**
C **C7**

Repeat Refrain:

Interlude:

Guitar 1: (strumming pattern) see chords in the guitar 2 tab

Guitar 2:

C **CM7**
C7 **CM7**
CM7pause

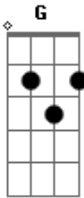
Oh Kiss Me

C **CM7**
C7 **CM7**

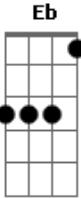
Outro: (both guitars 1 & 2 are in hard strumming pattern)

La la la la la lala la .

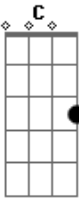
Acordes



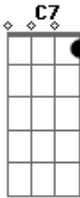
© ukulele-chords.com



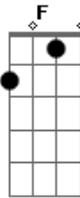
© ukulele-chords.com



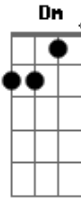
© ukulele-chords.com



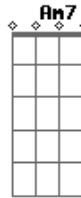
© ukulele-chords.com



© ukulele-chords.com



© ukulele-chords.com



© ukulele-chords.com