

# Sixpence None The Richer - Kiss Me Acoustic

Tom: **Eb**

(com acordes na forma de **C** )  
Capostrate na 3ª casa

Tabbed by: Reynaldo R. Ramos  
e-mail:  
Tuning: Standard tuning (capo on 3rd fret)  
All chords are relative to capo  
Date: August 15, 2004

Note: Both guitars 1 & 2 have capo on 3rd fret,  
Use a hard pick for great sound performance.

Guitar 1 à Fully strumming pattern except on the plucking  
pattern in the bridge part only.

Guitar 2 à just follows what's on the tab

Chord Chart to be used (for guitar 1 only)

**C** **CM7** **C7** **F** **Dm** **G** **C** **Am**  
**G** **G2** **FM7sus2** **G**

Intro: (Guitar 1 only)

Verse 1:  
Guitar 1: (strumming pattern) see the chords in the guitar 2  
tab

And follow the chords pattern in the chord chart  
above.

Guitar 2:

**C** Kiss me out of the bearded barley  
**CM7**  
**C7** Nightly besides the green, green grass  
**CM7**  
**C** Swing, swing swing the spinning step  
**CM7**  
**C7** You wear those shoes and I will wear that dress  
**F**

Refrain:

Note: For guitar 1 use chord in the chord chart above  
For guitar 2 use the chord chart below and use a  
strumming pattern.

**Dm** **G** **C** **Am**  
Oh, kiss me beneath the milky twilight  
**Dm** **G** **C** **C7** **Dm**  
Lead me out on the moonlit floor  
**G**  
Lift up your open hand  
**C** **G** **Am**  
Strike up the band and make the fireflies dance  
**G2** **F** **FM7sus2** **G** Gpause  
Silver moon's sparkling So Kiss me

Chord chart for guitar 2 (for refrain)

**Dm** **G** **C** **Am** **Dm**  
**G** **C** **C7** **Dm** **G**  
**C** **G** **Am** **G2** **F**  
**FM7sus2** **G** Gpause

Interlude:

Guitar 1: (strumming pattern) see chords in the guitar 2 tab

Guitar 2:

**C** **CM7**  
**C7** **CM7**  
**CM7**pause

Verse 2:

Guitar 1: (strumming pattern) see the chords in the guitar 2  
tab

And follow the chords pattern in the chord chart  
above.

Guitar 2:

**C** Kiss me down by the broken tree house  
**CM7**  
**C7** Swing me upon its hanging tire  
**CM7**  
**C** Bring, bring, bring your flowered hat  
**CM7**  
**C7** We'll take the trail marked on your father's map  
**F**

Repeat Refrain:

Bridge:

Guitar 1: (mild/soft strumming) see chords on the guitar 2 tab

Guitar 2:

**C** **CM7** **C7**  
**CM7** **C** **CM7**  
**C7** **CM7** **CM7**pause

ADLIB:

Guitar 1: strumming pattern (see chords in the guitar 2 tab)

Guitar 2:

**Dm** **G** **C**  
**Am** **Dm** **G**  
**C** **C7**

Repeat Refrain:

Interlude:

Guitar 1: (strumming pattern) see chords in the guitar 2 tab

Guitar 2:

**C** **CM7**  
**C7** **CM7**  
**CM7**pause

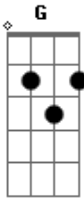
Oh Kiss Me

**C** **CM7**  
**C7** **CM7**

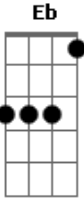
Outro: (both guitars 1 & 2 are in hard strumming pattern)

La la la la la la ... ..la la .

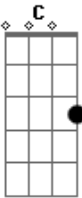
Acordes



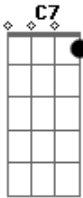
© ukulele-chords.com



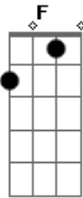
© ukulele-chords.com



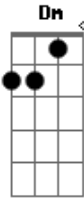
© ukulele-chords.com



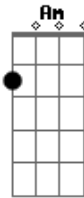
© ukulele-chords.com



© ukulele-chords.com



© ukulele-chords.com



© ukulele-chords.com