

# Slayer - Aggressive Perfector

Tom: **A**

-/  
/ The following is the author's own interpretation of the song, to be used /  
/ for private use and studying  
/

From the Album SHOW NO MERCY  
Version 1.0 - October 1998

Transcription By: Gabriel Hidalgo

For Questions, Comments, Newest Version, or Corrections contact

at:

Check out 's Deathlack Tab Webpage at

join the death/black tab emailing list by emailing

. - palm mute  
\ - slide down to  
h - hammer on  
p - pull off  
ph - pinch harmonic  
half bend  
- see comment

/ - slide up to  
~ - vibrato  
b - bend  
Suffixes for bend  
f - full bend  
r - release

h -  
t -

tap bend

X - percussion mute

@ - slight palm mute

~ - vibrato bend

- ghost note, sustained note

Tuning Eb(Eb,Ab,Db,Gb,Bb,**Eb** )

The intro chords are **G Gb F F F F E**

(the /x means "slide up to nowhere in particular")

"Haunting down.... on the knees...."

Interlude **B Bb D Db**

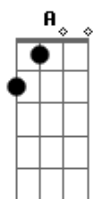
Solo rythm (interlude)

For outro

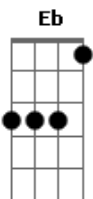
Repeat this like 4 times and end in a **E** power chord.

Check out 's Deathlack Tab Webpage at

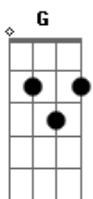
## Acordes



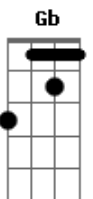
© ukulele-chords.com



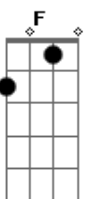
© ukulele-chords.com



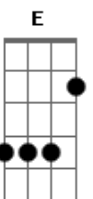
© ukulele-chords.com



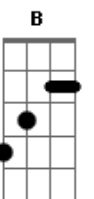
© ukulele-chords.com



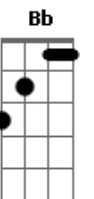
© ukulele-chords.com



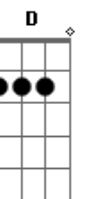
© ukulele-chords.com



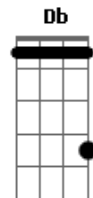
© ukulele-chords.com



© ukulele-chords.com



© ukulele-chords.com



© ukulele-chords.com