

The Smashing Pumpkins - Cherub Rock

Tom: **A**
Intro: -- sounds like 12-strings, probably overdubs...

vib. slow bend feedback, vib.

then play Riff 1 twice:

vib.

then Riff 1 once along with Riff 1a variation, just don't pull off of the 9 on the **A** string and slide back up to the 11th like this:

then alternate between Riff 1a twice and the power chords once a total of three times in the first verse, then play:

Then repeat the verse and chorus sections, then play the part under "let me out" 4x:

Then play this riff, similar to the opening one:

Play these power chords under the solo:

D - **A** - E
D - **A** - E
D - **A** - E
D - **A** B - **C** - **G**

Then you're back into the chorus above.

The lead "weedle-a" guitar parts are as follows:

vib.... vib. sustain,vib. sustain,vib.

vib.

vib.

back into Riff 1 once, and Riff 1a seven times through the end.
play this through the end, after the riff has been played four times... use 16th note strums, one measure on each chord except for the end chord, which you can figure out by listening to the song.
the hold guitar noise

Lyrics to Cherub Rock:

Freak out, and give in,
Doesn't matter what you believe in
Stay cool, and be somebody's fool this year
Cause they know who is righteous, what is bold
Don't stare

Who wants honey
As long as there's some money
Who wants that honey

Hipsters unite,
Come align for the big fight to rock for you
But beware all those angels with their wings glued on
Cause deep down, we are frightened and we are scared if you
Don't stare

Who wants honey
As long as there's some money
Who wants that honey

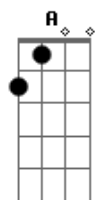
Let me out
Let, let me out
Let, let me out
Let, let me out

Tell me all of your secrets
Cannot help but believe this is true
Tell me all of your secrets
I know I know I know, should have listened when I was told

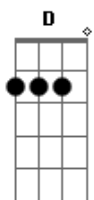
Who wants honey
As long as there's some money
Who wants that honey

Let me out
Let, let me out
Let, let me out
Let, let me out

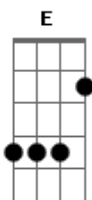
Acordes



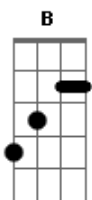
© ukulele-chords.com



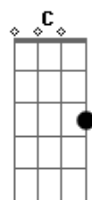
© ukulele-chords.com



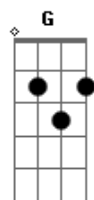
© ukulele-chords.com



© ukulele-chords.com



© ukulele-chords.com



© ukulele-chords.com