

# The Smashing Pumpkins - Rocket

Tom: **D**  
 -----  
 --7--  
 --7-- or something like that, just turn up the tremolo knob  
 on your amp ;)  
 -----  
 --5--  
 -----

Bleed in your own light dream of your own life  
 I miss me I miss everything  
 right before the chorus play these two chords (or something  
 similar):

everything... I'll never be  
**G D F C G D F C**  
 and on and on...  
**G D F C**  
 I torch my soul to show the world that I am pure deep inside  
 my  
**G D F C**  
 heart....heart no lie...(??)

the lead line over the chorus is as follows:

now here's the beginning of that interesting octave pedal  
 work. This  
 part does not use a slide, but make the **B** string bends very  
 fast.  
 Repeat this entire line 2x with the main riff underneath.

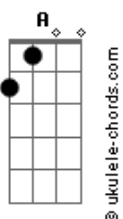
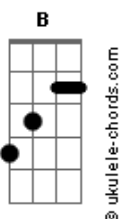
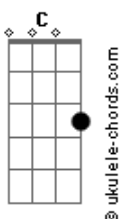
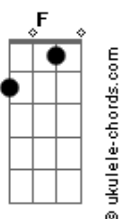
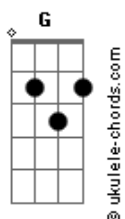
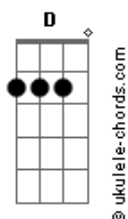
with octave pedal

Now under the 2nd verse, along with the main riff, play this  
 part. Turn the  
 direct volume all the way down and turn Octave & Octave 2 all  
 the way up,  
 and break out the slide. If you don't have an octave pedal or  
 a slide, play  
 the bottom notes in the brackets -- that's the equivalent,  
 only not synth.  
 Another way to play it is to do bends, which is tough, but  
 effective.  
 A crown of thorns, an image formed, deformed  
 The mark I've borne, a mark of scorn.. to you

Now play these chords over the lyrics with the following lead:

**C G**

## Acordes



Consume my love devour my hate only powers my escape  
**C D**  
 The moon is out the stars invite I think I'll leave tonight

use slow bends: fast bends:

**D A C G** vib

Soon I find myself alone

**D A C G**

To relax and fade away

**D A C G**

Do you know what's coming down

**D A C**

Do you know I couldn't stay..

**G D F C**

free?

**G D F C**

I shall be free

**G D F C**

I shall be free I shall be free I shall be free

**G D F C**

free free freed of those voices inside me

break and play this super fuzzed-out riff twice alone, and  
 repeat it through  
 the end of the song before the climbing **G** chord:  
 vib vib

Go into the "I shall be free" chorus and repeat 6x, slowing on  
 the last two  
 times. Also play the octave-bending riff, plus this one right  
 before the  
 climb:

f.h. slow

16th note strumming, neat progression: