

Sonic Youth - Titanium Expose

Tom: **E**

To:

Newsgroups:

In-Reply-To:

Organization: University of Montana

Cc:

In article you write:

>

>tuning low to high

>EGDGE**D**

>

>how to tune:

>tune the high string to the third fret of the string. tune the

> string to the second fret of the string. leave the and

>strings. tune the string to the third fret of the low **E** string.

>

>

>I hope this isn't too confusing. play riff **A** after the 01212XXX part.

>then they hold on 099XXX for the tempo change.

>then it alternates between 099XXX and 077XXX.

>

> This is the part where Kim sings this is the "solo"

>

>the other guitar is (i think) in EEBBEF#, but i haven't transcribed it,

>because i can't hear it.

>

>**I** **F** THIS IS POSTED ANYWHERE **E** ELSE, PLEASE **E** GIVE **E** ME CREDIT.

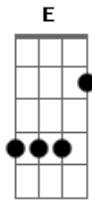
>thanks

>

>

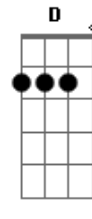
Acordes

E



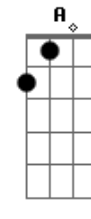
© ukulele-chords.com

D



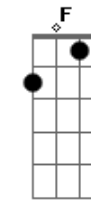
© ukulele-chords.com

A



© ukulele-chords.com

F



© ukulele-chords.com