

Soundgarden - Superunknown

Dropped D, dropped G tuning. Play this tab in full order, just follow it through. Most of this was transcribed by ear but a few notes were fixed up by looking at the Guitar magazine version. I hope it is easy to follow. Once you get it down pat you will appreciate how much fun it is to play. Now and then when jamming I substitute the fill in here and there to spice it up a little. Don't overdo it though!

First 4 bars no bass.
Verse riff a x8

```
G-----|
D-----|
G-----10---10-10\--|
D--5--/------|
```

Verse riff b Fill

```
G-----|-----|
D-----|-----10-8h10p8----|
G-----|-----10-----0---|
D--5--3--3-3-4--|5--/------|
```

Verse b
(Verse a then Verse b) x5

Interlude

```
G-----|-----|-----|
D-----|-----|-----|
G-----|5--3--3-3-|5--3--3-3--|
D--5--3--3-3-|-----|-----|
```

Verse b
Verse a

Pre-chorus

```
G-----|-----|-----3-----|
-----|
D-----|-----3-5---5-3--|
-3-----|
G-----|-----5--|
-5-3----|
D--5--5-5-5-5-5-5-|5-5-5-5-5-5-5-5-|5\3-3-3--3-----|
-----5--|
```

```
G-----|-----|-----|
-----|
D-----|-----|-----|
-----|
G-----|-----5-4--|
-4-4-4----|
D--5-5-5-5-5-5-5-|5-5-5-5-5-5-5-5-|5\3-3-3--3-0-----5---|
---5--|
```

```
G-----|-----|-----|
-----|
D-----|-----|-----|
-----|
G-----|-----|-----|
-----|
D--5-5-5-5-5-5-5-|5--5-5-5-5-5-5-|5\3-3-3--3-3-3-|
|-3-3-3-3-3-3-3-3--|
```

Verse a
Verse b
Verse a

Chorus

```
G-----|-----|-----|
D-----|-----|-----|
G-----|5--3--2--3-|-----|
D--5--3--3-3h5-|-----|-3--2--0-|--|
```

Main chorus riff x2

```
G-----|-----|
D-----|-----| Second time replace the
last open D with
G-----|-----| an F? (fret 3 on bottom D
).
```

D--6\5--5--5-5-3-|-5-6-5-3--3-3-0--|

```
G-----|-----|-----|-----|
D-----|-----|-----|-----|
G-----|-----|-----|-----|
D--5-5-5-5-5-5-5-|-3-3-3-3-3-3-0-|-3--2--0-|-3--2-2-0--|
```

Verse b

Verse a

Verse b

Verse a

Repeat (Verse a Verse b sequence) 7 times. On the 5th time substitute the fill and after the last time play Verse a.

Main chorus riff x1

```
G--6\5-4h5p4-3-----|-----|---4---3-----|-----|
-----|
D-----5-3-0-|-3-----|-----5---5-3-0-|-3-----|
-----|
G-----|---5-4-3-----3---|-----|---|
-5-4-3-----3---|
D-----|-----5-3---5-|-5-----|-----|
---5-3---5-|
```

```
G--6\5-4h5p4-3-----|-----|-----|---|
-----|
D-----5-3-0-|-3-----|-----|---|
-----|
G-----|---5-4-3-----3---|-----|---|
-----|
D-----|-----5-3---5-|-5-5-5-5-5-5-5-5-5-|
|-3-3-3-3-3-3-3-0--|
```

```
G-----|-----|
D-----|-----|
G-----|-----|
D--3--2--0-|-3--2-2-0--|
```

4 Bars of bass silence then

Bridge x12

```
G-----|
D-----| On the 12th repeat gradually bend the
10th fret note on
G-----10--\-| the G string one whole step. It sounds good
if you do it
D--5--/------| slightly out of time with the guitars.
```

Main chorus riff x6

Main chorus riff x6 on the high D

Ending


```
G-----|---4-----|-----|---4-3---|
-----|
D--5-5-5-5-5-5-5-5-|5---5-3--3-3-4-|-5-5-5-5-5-5-5-5-|----|
-5-3--3-3-4--|
G-----|-----|-----|
-----|
D-----|-----|-----|
-----|
```

```
G-----|---4-----|-----|---|
-----|
D--5-5-5-5-5-5-5-5-|5---5-3-3-3-3-0-|-3--2--0-|-----|-3-|
-2--0-|
G-----|-----|-----|---|
-----|
D-----|-----|-----|-3--2-2-0-|---|
-----|
```

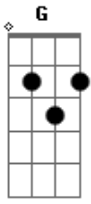
```
G-----|-----|-----|
D-----|---3--2--0-|-----|
G-----|-----|-----|
D--3--2-2-0-|-----|-3--2-2-0-|
```

Any comments/suggestions/corrections? Mail me.

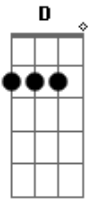
Benjamin



Acordes



© ukulele-chords.com



© ukulele-chords.com