

# Switchfoot - Bullet Soul

Tom: **D** (guitar 1 - Drew)

(afinação **D A D G B E**)

B| - bend (solo) (guitar 2 - Jon)

r - release

= - hold bend (in this case, hold bend, play note while bent)

(intro - riff 1 - Drew) (guitar 1 - Drew)

(riff 2 - Drew and Jon) (guitar 2 - Jon)

(riff 3 - Drew and Jon) (verse 3)

(verse 1 - riff 1)  
I want to sing one for all the dreamers  
I'm singing this one for the sparks  
Here's one for the friction makers  
We are the bleeding hearts  
Don't care whoever you are

this is a bit complicated, but Guitar 2 (Drew) and the keyboard player (Romey) are switching off notes. I won't tab the keyboard player's stuff, but he plays his notes on the count (1 2 3 4) For Guitar 2 (Drew), the individual notes are played on the upbeats (the , or 'and' of the count).

(refrão) (guitar 2 - riff)

We rise and fall together  
Our hearts still beat below  
(play riff 4, see bottom of tab for riff 4) You can't stand by forever

Measure 1: 1 2 3 4 Measure 2: 1 2 3 4 Measure 3: 1 2 3 4

(play measures 2 and 3 twice)

You're a kid with a bullet soul  
(riff 3 - 2x) (first time, play last charted chord, 2nd time: omit it)  
Are you ready to go?  
Are you ready to go?

E|-----|  
B|-----|  
G|-----|  
D|0-----|  
A|0-----|  
E|0-----|

(verse 2)  
(guitar 1 - Drew - Same as Intro: Part 1)

I wanna turn up the radiation  
I wanna glow in the dark  
Love is the one true innovation  
Love is the only art  
Don't let 'em blow it apart

(riff 4)

(guitar 2 - Jon)

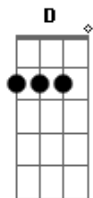
(refrão)

(interlude)

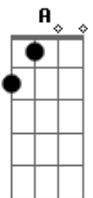
**D** **A**  
You're a kid with a bullet soul  
(riff 3 - 4x)  
Are you ready to go?  
Are you ready to go?  
Oh, Are you ready to go?  
Are you ready to go?

Chords (in second half of chorus) used:

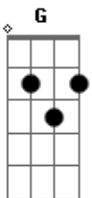
## Acordes



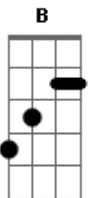
© ukulele-chords.com



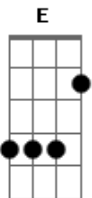
© ukulele-chords.com



© ukulele-chords.com



© ukulele-chords.com



© ukulele-chords.com