

# Switchfoot - Economy Of Mercy

Tom: **D**

Album: Learning To Breathe

Tabbed by: timmy3125

Tuning: Standard (EADGBE )

from the album Learning To Breathe. The guitar uses a lot of individual note picking and simple chords. Its a simple song and here's how I play it. If you like it, go ahead and rate it!  
Intro: Basically, you just make a **G** chord and hit these individual notes. You play this 4x through and there is a little bit of variation sometimes with the individual notes but this is most of it.  
At the end of the 2nd time you play the extra fill that goes in between the two divisions of the intro. Then repeat this again.

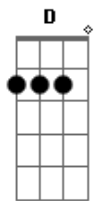
through (0:15) and then again just before the verse.

VERSE 1:

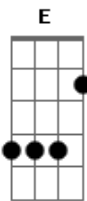
**G** **D** **D** **G** **G** **D** **D** **G**

PRECHORUS: "Where will I find you?" For the 1st chord here, make sure you do an upstroke on the 1st chord or it will sound wrong!

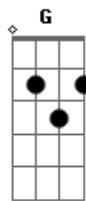
## Acordes



© ukulele-chords.com



© ukulele-chords.com



© ukulele-chords.com

The rest of the chords can just be played with normal downstrokes.

CHORUS: This is played 2 times but there are some extra individual notes added in some places. These are the notes you use though and you can mess around with them if you want.

transition to verse:

VERSE 2: Once again there is a lot of variation to the individual notes but these are the notes you use.

BRIDGE: "Where was I when the world was made"

"I'm lost without you here"

Use up and down strokes and play till Outro.

OUTRO: Same as Intro with variations in the individual notes.

This is the fill that is in the place of the one used for the Intro:

End with this:

Rock On.