

The Cranberries - Dreams

Tom: E

Written by: N.Hogan & D.O'Riordan

This song is very ethereal and magical. It's one of my favorite songs.

Intro: duction

Guitar I (electric - strum with tremelo/chorus/echo effect)
Chord progression : E A~ B~ E (see below for chord patterns)
(slight background picking/strumming of additional guitar)

E E E A A A or A~'s B B B or B~'s E E E
E E

down beat

Guitar II (or keyboard played simultaneously with above guitar I)

Note progression : Ab Ab Gb Ab

Guitar I (picking with clean chorus/tremelo effect)
(the notes in parentheses are not actually played but playing them may help you out with the timing...)

Riff A

Riff A (cont'd)

Use the different variations of the A and B chords where suitable (A~ & B~)

(Guitar I,II - chord strums with slight picking)

E A~ B~
Oh my life is changing everyday

every possible way

E A~ B~
though my dreams, it's never quite as it seems

E
never quite as it seems

(Guitar I - picking of Riff A)

E A~
I know I felt like this before

B~
but now I'm feeling it even more

E
because it came from you

(Guitar I,II - chord strums with slight picking)

E A~
Then I open up and see

B~
the person fumbling here is me

E
a different way to be

[O'Riordan chanting part]

Chords : G C G C

(Guitar I - play single chord strums with tremelo effect)

(Guitar I,II - chord strums with slight picking)

I want more, impossible to ignore

impossible to ignore

they'll come true, impossible not to do

impossible not to do

(Guitar I - picking of Riff A)

Now I tell you openly

you have my heart so don't hurt me

for what I couldn't find

(Guitar I,II - chord strums with slight picking)

Talk to me amazing mind

so understanding and so kind

you're everything to me

Oh my life is changing everyday

every possible way

though my dreams, it's never quite as it seems

'cause you're a dream to me

dream to me

Coda

(Guitars I & II)

Guitar I - picking of Riff A

Guitar II - chord strums with HEAVY tremelo/chorus/echo effect

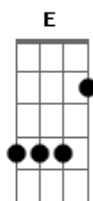
Chord formations:

E	A	A~	C
o oo	xo o	oo	x o o
IIII IIIIII 231	III IIIIII 123	IIIII IIII 1342	IIIII IIIII 32 1
B	B~	G	G
x	oo	ooo	oo
IIIIII III 12341	IIIII IIII 1342	IIIII or IIII IIII 21 4	IIIII III 21 34

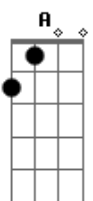
This transcription is not complete. Corrections or additions are welcome.

(i.e. names of A~ and B~ chords, effects/voicing ideas, bass lines?)

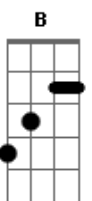
Acordes



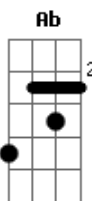
© ukulele-chords.com



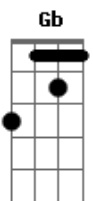
© ukulele-chords.com



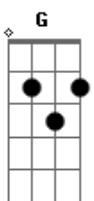
© ukulele-chords.com



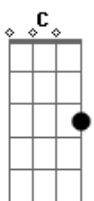
© ukulele-chords.com



© ukulele-chords.com



© ukulele-chords.com



© ukulele-chords.com