

The Police - Walking On The Moon

Tom: **Ab**

[Play and hold a **Dm** for each line of the bass...dum-da-dum, Then play the same **Dm**,**Bb** and **C** sequence to repeat and fade.

you know what I mean :-)]

[Repeat this sequence four times for each verse:]

Dm **Bb** **C**

(Giant steps are what you take walking on the moon.....)

[Bridge:]

| | | | |
|-----------|----------|-----------------------------|-----------|
| Bb | F | C | Gm |
| Some | may say | I'm wishing my days away | |
| Bb | F | C | Gm |
| | no way | and if it's the price I pay | |
| Bb | F | C | Gm |
| | some say | tomorrow's another day | |
| Bb | F | C | |
| | you stay | I may as well play | |

After the bridge, then play and hold a **Dm** for two more lines

of the 'dum-da-dum' bass sequence, just as in the intro.

..and that's all there is to it!

LYRICS:

(First verse:)

Giant steps are what you take walking on the moon
I hope my legs don't break walking on the moon
We could walk forever walking on the moon
We could be together walking on, walking on the moon

(Second verse:)

Walking back from your house walking on the moon
Walking back from your house walking on the moon
Feet they hardly touch the ground walking on the moon
My feet don't hardly make no sound walking on, walking on the moon

(Bridge:)

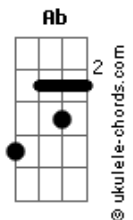
Some may say I'm wishing my days away
No way and if it's the price I pay
Some say tomorrow's another day
You stay I may as well play

(Repeat first verse)
(Repeat bridge)

(Ad-lib:)
Keep it up
[repeat and fade]

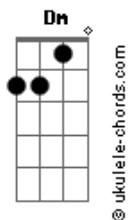
Acordes

Ab



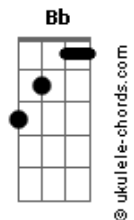
ukulele-chords.com

Dm



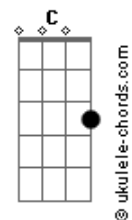
ukulele-chords.com

Bb



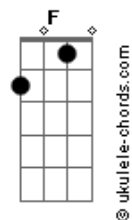
ukulele-chords.com

C



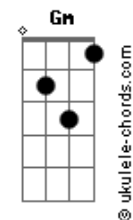
ukulele-chords.com

F



ukulele-chords.com

Gm



ukulele-chords.com