

# The Smiths - Still Ill

Tom: **E**

>From: (Johnny Mnemonic)

Hello, I tabbed this out a long time ago, but as anyone who saw it will know, it was hard to follow. I've given up trying to follow the words with the music. Just keep time with the bass line (which is a simply 4/4) and if you can get the music together then the lyrics should come easy. I have plenty of ftp sites), but feel free to bug me if you cant find something

Tom: **C**

hess

Tabbed for two guitars and a bass

... = strumming  
 p --> pull off h--> hammer s--> slide  
 When I list half the chord like  
 ---  
 ---  
 --- that means just strum down over the bass strings  
 -0-  
 -2-  
 -3-

repeat that one more time. Since the words dont go exactly with the music the way one might suspect, the But we... part starts at the end of the second time (the But starts at the **Abm** ) so the cannot cling part is where the next part enters... confused? Just listen to the song a bit and try to follow along). This next part also serves as the bridge after verse 4...

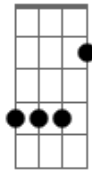
Ok, again since the lyrics are odly places over the music, the Does the body rule starts with Does on the second to last bass note.

It then goes back through the songs for each verse like that.

To endm, do the intro and end on **C#m**

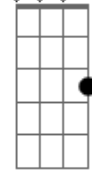
## Acordes

E



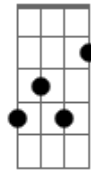
ukulele-chords.com

C



ukulele-chords.com

Abm



ukulele-chords.com