

Type O Negative - Love You To Death

tom:

Db

Tabbed by Gerard van de Lagemaat

Type-0 tuning from low to high (B,E,A,D,F#,**B**)

{ This is still my favorite TON song, listen to how many different sounds are being used and all in perfect harmony. }

"In her place...burning"
A salty sweat...breast"

"Her hips...saying, swaying, They..."

"...beast inside, get"

pluck string mute mute mute mute mute

"Black lipstick_"

{Pre-chorus}
 [Top string=keyboard, but live played by Kenny and octaves played by Pete on bass]

[Chorus-riff]
 { Watch the first chord! It's for that symphonic boost, don't play 2nd time.}

"Aaaaaaaaaaaaaaaaaahhhhaaaaaaaaaaaaaaaaaahhhhaaaaaa Let

me"

"Love you.....toohooooooooooooooooooooooooooooo"

"deeeeeeeeeeeeeeeath"

{ For high notes: play each 12 (3 times) and each 11 (2 times).}
 { The high notes are played again by the keyboard during the last riff of the song }

[notes in parent.=keyboard, you can find the harmonic equivalent in the last riff]

"**Am** I good enough"

"For youuuuuuuuu"

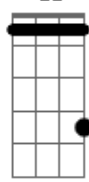
{Ending riff}
 {Clean gtr. with delay effect, you don't really need the effect } {The harmonics are actually played by keyboard and are not played the 2nd time.}
 {The 5th bar is the replacement for bar 4 the 2nd time the riff is played, so it's actually the last arpeggiated chord played;
 strum the chord and listen how it fades with the keyboard chord together on the album...}
 {For the high notes on top of these chords, see a couple of riffs back.}

Echo's Echo's Echo's

Echo's

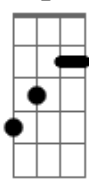
Acordes

Db



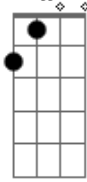
© ukulele-chords.com

B



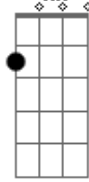
© ukulele-chords.com

A



© ukulele-chords.com

Am



© ukulele-chords.com