

Whitesnake - Walking In The Shadows Of The Blues

Tom: F G Bb C G Bb C Bb Bb C G

Tabbed by Stephen Carass\Quaver

Yo, this song is pretty hard, there again its quite easy cuz of its actual riff, its the solo lol. Just bare with me.
Enjoy
Intro: Note: Both guitars

G

C

C

G C

C

C

Bb F G

Bridge/Post Chorus:

Guitar 1:

G C Bb A

Bridge/Post Chorus:

Guitar 1:

G C Bb A

Guitar 2:

G C Bb A

Guitar 2:

G C Bb A

Verse 1:

Note: Guitar 2 plays chords above the tab

G Bb C G Bb C Bb Bb C G

Interlude:

Note: Both Guitars

G Bb F

C C

G C

G Bb F

C C

Bb F G

3rd Chorus:

C

1st Chorus :

Solo:

Note: Guitar 2 still does chords above and im not sure that the C chord is played at part on the neck it might be 3rd fret on A, still it sounds oki, remember make the chord alot, infact as much as you can make it chime.

Note: This solo is pretty easy, just hard to remember. I think its near perfect, but i there is a couple of things wrong, but Hey... its close.

C

Bridge/Post Chorus:

Guitar 1:

G C Bb A

2nd type Bridge/Post Chorus :

Guitar 1:

G C G D G

Guitar 2:

G C Bb A

Bb A

Verse 2:

Guitar 2:

G C G D G C

Bb A

Fill 4:

Final Chorus:

Note: Last time this played it is slowed down, guitar 2 plays chords

C G Bb C

Verse 3:

Note: A 3rd guitar Joins in on this song playing fills

G Bb C G Bb C Bb Bb C G

Fill 1:

C

G C

Fill 2:

C

Ending:

Note: sorry i didnt have time to work out the last fill, just improvise or you can find out.

G

Cya

Fill 3:

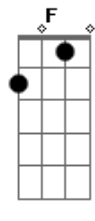
C C

THE END

Hope you enjoy this tab, its taken me 4 hours to write it up and i tabbed it as i went a please tell me this write or i will destroy my guitar on my head.

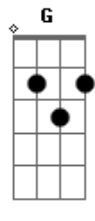
Acordes

F



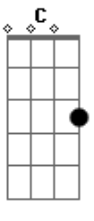
ukulele-chords.com

G



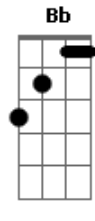
ukulele-chords.com

C



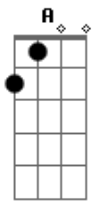
ukulele-chords.com

Bb



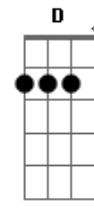
ukulele-chords.com

A



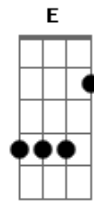
ukulele-chords.com

D



ukulele-chords.com

E



ukulele-chords.com